

CBIC-10A12/1/2025-Ad-IIIB Section- CBEC

भारत सरकार
Government of India
वित्त मंत्रालय
Ministry of Finance
राजस्व विभाग
Department of Revenue
केंद्रीय अप्रत्यक्ष कर और सीमा शुल्क बोर्ड
Central Board of Indirect Taxes and Customs

नई दिल्ली/New Delhi,
दिनांक / Dated:-As e-signed

सेवा में/To,

संयुक्त स्नातक स्तरीय परीक्षा, 2025 के सभी सफल अभ्यर्थी, जिन्हें SSC द्वारा कर सहायक पद हेतु केंद्रीय अप्रत्यक्ष कर एवं सीमा शुल्क बोर्ड (CBIC) के लिए अनुशंसित किया गया है (CBIC की वेबसाइट के माध्यम से)

All successful candidates of Combined Graduate Level Examination, 2025 recommended by SSC for the post of **Tax Assistant**, Central Board of Indirect Taxes & Customs (through CBIC's website)

विषय: कर सहायक पद हेतु सीजीएलई-2025 के चयनित अभ्यर्थियों की अंतिम परिणाम घोषणा एवं जोन/फॉर्मेशन के आवंटन हेतु विकल्प/वरीयताएँ आमंत्रित करना – संबंध में

Subject:- Declaration of final result of CGLE-2025-Calling Options/Preferences from Selected candidates for the post of **Tax Assistant** for allocation of Zones/Formations –reg

महोदय/महोदया,
Madam/Sir,

कर्मचारी चयन आयोग (SSC) ने संयुक्त स्नातक स्तरीय परीक्षा (CGLE), 2025 का अंतिम परिणाम घोषित कर दिया है। परिणाम के आधार पर आपको केंद्रीय अप्रत्यक्ष कर एवं सीमा शुल्क बोर्ड (CBIC) में कर सहायक पद हेतु नामांकित किया गया है।

The Staff Selection Commission (SSC) has declared the final result of the Combined Graduate Level Examination, 2025. Based on the result, you have been nominated by SSC to the Central Board of Indirect Taxes & Customs (CBIC) for appointment as **Tax Assistant**.

2 आप SSC की दिनांक 09.06.2025 की अधिसूचना का संदर्भ लें, जो CGLE-2025 से संबंधित है।

Candidates are requested to refer to SSC's Notification dated 09.06.2025 relating to Combined Graduate Level Examination, 2025.

3. वर्तमान व्यवस्था के अनुसार, प्रत्येक अभ्यर्थी को CBIC के अंतर्गत आने वाले कैंडिडेट नियंत्रक प्राधिकरणों (CCAs) में से किसी एक में आवंटित किया जाएगा। संबंधित जोन/फॉर्मेशन का CCA, जिसके अंतर्गत अभ्यर्थी को आवंटित किया जाता है, उसके बाद नियुक्ति का प्रस्ताव जारी करता है। प्रचलित दिशा-निर्देशों के अनुसार यह आवंटन योग्यता-सह-वरीयता (merit-cum-preference) के आधार पर, उपलब्ध रिक्तियों की सीमा तक किया जाता है। CCAs की सूची परिशिष्ट-I में संलग्न है। चूंकि रिक्तियाँ 23 CCAs से संबंधित हैं, इसलिए वरीयताएँ केवल इन 23 CCAs तक ही सीमित रखी जाएँ। श्रेणीवार एवं CCA-वार रिक्तियाँ परिशिष्ट-A में संलग्न हैं।

As per the prevailing system, each candidate is to be allocated to one of the Cadre Controlling Authorities (CCAs) under CBIC. The Cadre Controlling Authority (CCA) of the concerned Zone/Formation, to which a candidate is allocated, thereafter, issues the offer of appointment. As per the prevailing guidelines, such allocation is made on merit-cum-preference basis, to the extent vacancies are available. The list of CCAs under CBIC is enclosed at **Annexure- I**. As the vacancies are related to 23 CCAs, the preferences are to be restricted to these 23 CCAs only. The category-wise and CCA-wise vacancies are enclosed at **Annexure- A**.

4. आपसे अनुरोध है कि वरीयताओं को ऑनलाइन दर्ज करने हेतु <https://dghrdcbic.gov.in/allocation/userlogin> लिंक पर उपलब्ध ऑनलाइन मॉड्यूल का उपयोग करें। इस ऑनलाइन मॉड्यूल को SSC द्वारा पंजीकृत आपके रोल नंबर, ई-मेल आईडी एवं मोबाइल नंबर का उपयोग करके एक्सेस किया जा सकता है। ऑनलाइन मॉड्यूल का उपयोग करने हेतु उपयोगकर्ता मार्गदर्शिका परिशिष्ट-B में संलग्न है। कृपया सभी CCAs के लिए अपने वरीयता क्रम ऑनलाइन दर्ज करें तथा किसी भी उपलब्ध विकल्प को खाली न छोड़ें। पूर्णतः भरा हुआ ऑनलाइन प्रपत्र निर्धारित अंतिम तिथि **29.05.2026** तक जमा करना अनिवार्य है, अन्यथा यह माना जाएगा कि आपकी कोई वरीयता नहीं है। सभी अभ्यर्थियों को सूचित किया जाता है कि वरीयता केवल एक बार ही दर्ज की जा सकेगी।

You are requested to access the on-line Module for submission of preferences through the link <https://dghrdcbic.gov.in/allocation/userlogin>. The on-line Module is to be accessed using your Roll Number, E-mail Id and Mobile Number registered with SSC. The User Manual for the on-line Module

is attached as **Annexure- B**. You are further requested to indicate your preferences on-line for all CCAs indicating Name of Zones/Formations. You are also advised not to leave any available option blank, The duly completed on-line proforma must be submitted latest by **29.05.2026** failing which it would be presumed that you have no preference. All the candidates are informed that options for preference shall be exercised only once.

5. यदि SSC में पंजीकृत ईमेल आईडी या मोबाइल नंबर में कोई परिवर्तन होता है, तो अभ्यर्थी को अपनी वर्तमान ई-मेल आईडी से संबंधित अधिकारी को ईमेल के माध्यम से ईमेल आईडी या मोबाइल नंबर अपडेट करने का अनुरोध भेजना आवश्यक है, और यह अनुरोध ऑनलाइन मॉड्यूल के माध्यम से वरीयताओं (preferences) जमा करने की अंतिम तिथि से कम से कम तीन दिन पहले भेजा जाना चाहिए। अनुरोध के साथ SSC द्वारा परीक्षा के समय जारी किए गए एडमिट कार्ड की स्व-प्रमाणित (self-attested) प्रति तथा नवीनतम पहचान प्रमाण जैसे आधार कार्ड/पैन कार्ड/वोटर आईडी की स्व-प्रमाणित प्रति स्कैन करके संलग्न करनी होगी। यह अनुरोध निर्धारित मानक प्रपत्र (Annexure-C) में ईमेल के माध्यम से भेजा जाएगा। हाथ से, डाक, स्पीड पोस्ट या कूरियर आदि द्वारा भेजे गए किसी भी अनुरोध को स्वीकार नहीं किया जाएगा।

In case there is change in email id or mobile number registered with SSC, the candidate is required to send his request by email for update of email id or mobile number from her/his present E-Mail ID to the undersigned at least three days before the last date for submission of preferences through the on-line Module. A self-attested copy of the Admit Card issued by SSC (at the time of examination) and a self-attested copy of latest identity proof i.e., Aadhar Card/ PAN Card/ Voter ID should also be scanned and attached with the email for the request for change in email id or mobile number. Such request shall be made through self- attested standard proforma by mail (**Annexure- C**). Any such request by hand or by post/speed post/courier etc. will not be accepted.

6. यदि आपको ऑनलाइन मॉड्यूल तक पहुँचने के लिए ओटीपी प्राप्त नहीं होता है या ऑनलाइन वरीयताएँ प्रस्तुत करने में कोई कठिनाई आती है, तो कृपया ऑनलाइन मॉड्यूल के माध्यम से वरीयताएँ प्रस्तुत करने की अंतिम तिथि से कम से कम तीन दिन पहले mohammad.ashif@nic.in पर ईमेल करें।

In case you do not receive OTP for accessing the on-line Module or face any difficulty in submission of preferences on-line, please

email to mohammad.ashif@nic.in at least three days before the last date for submission of preferences through the on-line Module.

7. यह दोहराया जाता है कि आवंटन मेरिट-सह-वरीयता (merit-cum-preference) के आधार पर किया जाएगा। किसी अभ्यर्थी द्वारा विकल्प/वरीयताएँ जमा करना उसे चुनी गई ज़ोन/संस्थानों में आवंटन का अधिकार नहीं देता है। एक बार दिए गए विकल्प अंतिम माने जाएंगे और उन्हें किसी भी परिस्थिति में बदला नहीं जा सकता। इसी प्रकार, यदि कोई अभ्यर्थी कोई वरीयता नहीं देता है, तो विभाग प्रशासनिक आवश्यकता के अनुसार उसे किसी भी ज़ोन/संस्थान में आवंटित करने के लिए स्वतंत्र होगा।

It is re-iterated that the allocation shall be on merit-cum-preference basis. The submission of options/preferences by a candidate does not confer any right to claim allocation of zones/formations within the preferences indicated. Options once exercised would be treated as final and the same cannot be changed in any circumstances. Similarly, if a candidate does not indicate any preference, the Department will be free to allocate him/her to any zone/formation as per the administrative exigencies.

8. वर्तमान में CBIC द्वारा SSC से प्राप्त परिणामों के आधार पर विकल्प/वरीयताएँ मांगी जा रही हैं। ये SSC से डोजियर प्राप्त होने के बाद सत्यापन के अधीन हैं और यह सूचना CBIC की ओर से नियुक्ति पत्र जारी होने की किसी भी प्रकार की पुष्टि नहीं है।

Currently, Options/ Preferences are being sought by CBIC based on data of results shared by SSC. These are subject to verification on receipt of dossiers from SSC and this intimation doesn't mean any confirmation about issue of Offer of Appointment from CBIC.

9. समय सीमा के भीतर प्राप्त सभी विकल्पों/वरीयताओं के सफल संकलन के बाद CBIC इन डेटा को अपनी वेबसाइट पर अपलोड करेगा ताकि अभ्यर्थी अपने द्वारा दिए गए विकल्प देख सकें। यदि किसी प्रकार की त्रुटि पाई जाती है, तो उसे सुधार के लिए CBIC को सूचित किया जा सकता है।

After successful compilation of all the options/preferences thus received within due date, CBIC would upload the data on CBIC's website so as to enable the candidates to view the exercised options/preferences. In case of any discrepancy, it may be brought to the notice of CBIC for rectification.

आपका विश्वासी/Yours faithfully,

Digitally signed by
Mohammad Ashif
Date: 22-05-2026
17:56:34

(मोहम्मद आशेफ)/ (Mohammad Ashif)
अवर सचिव, भारत सरकार /Under Secretary to the Govt. of India
दूरभाष/Tel.No.: 26162780

Tax Assistant 2025												
		Vertical Reservation						Horizontal Reservation				
		Categories						Categories				
								Persons with Disability				Ex-Serviceman
S.No	Participating Zone/ Commissionerates/ Directorates	General	SC	ST	OBC	EWS	Total	Locomotor Disabilities	Hearing Disabilities	Vision Disabilities	Multi/Other Disabilities	Ex-Serviceman
1	Bengaluru- Tax Assistant	23	4	2	8	0	37	0	0	0	1	0
2	Bhopal- Tax Assistant	13	5	4	15	8	45	1	0	0	1	4
3	Bhubaneshwar- Tax Assistant	0	3	0	3	1	7	0	1	0	0	0
4	Chandigarh- Tax Assistant	21	3	6	12	2	44	1	1	0	0	4
5	Chennai CGST- Tax Assistant	14	2	3	7	2	28	0	0	1	0	3
6	Chennai Customs- Tax Assistant	17	11	6	9	8	51	1	1	1	0	0
7	Delhi- Tax Assistant	11	3	1	6	2	23	0	1	0	0	2
8	DGPM- Tax Assistant	0	5	5	21	3	34	0	0	1	0	3
9	Goa CGST- Tax Assistant	0	0	0	0	0	0	0	0	0	0	0
10	Goa Customs- Tax Assistant	1	0	0	1	2	4	0	0	0	0	0
11	Guwahati- Tax Assistant	7	1	0	5	0	13	0	0	0	0	1
12	Hyderabad- Tax Assistant	35	13	5	28	12	93	1	1	1	1	9
13	Jaipur- Tax Assistant	3	6	4	11	4	28	0	0	1	0	1
14	Kolkata CGST- Tax Assistant	19	0	2	27	1	49	1	0	1	0	5
15	Kolkata Customs- Tax Assistant	11	1	2	2	1	17	0	0	0	1	3
16	Lucknow- Tax Assistant	2	1	1	0	0	4	0	0	0	0	0
17	Mumbai Customs- Tax Assistant	5	14	11	16	19	65	1	0	1	2	6
18	Pune- Tax Assistant	9	1	0	4	4	18	0	1	0	0	2
19	Ranchi- Tax Assistant	2	0	0	2	4	8	0	0	0	0	1
20	Thiruvananthapuram CGST- Tax Assistant	17	7	2	12	4	42	1	1	0	2	3
21	Thiruvananthapuram Customs- Tax Assistant	4	0	0	2	3	9	1	0	0	0	1
22	Vadodara- Tax Assistant	39	56	27	12	14	148	4	4	5	6	15
23	Vishakhapatnam Customs- Tax Assistant	3	0	1	0	0	4	0	0	0	0	0
	Total	256	136	82	203	94	771	12	11	12	14	63

User Manual

For

Preference

Module

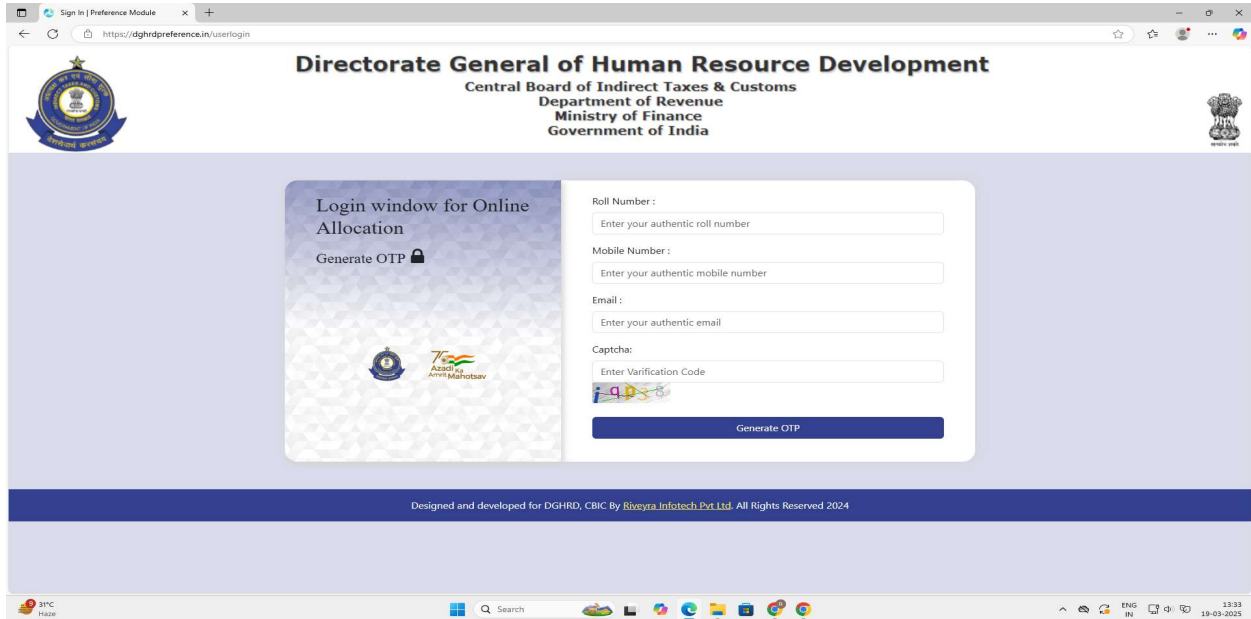


Directorate General of Human Resource Development
509/9, Deep Shikha Building, Rajendra Place,
New Delhi – 110008

(Telephone: 011-25733169 Email I.D: policy.dghrd@nic.in)

Following are the steps to be followed by the newly recruited candidates for submitting their preferences:

Step 1: Candidates need to open <https://dghrdcbic.gov.in/allocation/userlogin> link and login into the module with the credentials of concerned candidates as given below:



Directorate General of Human Resource Development
Central Board of Indirect Taxes & Customs
Department of Revenue
Ministry of Finance
Government of India

Login window for Online Allocation
Generate OTP

Roll Number :
Enter your authentic roll number

Mobile Number :
Enter your authentic mobile number

Email :
Enter your authentic email

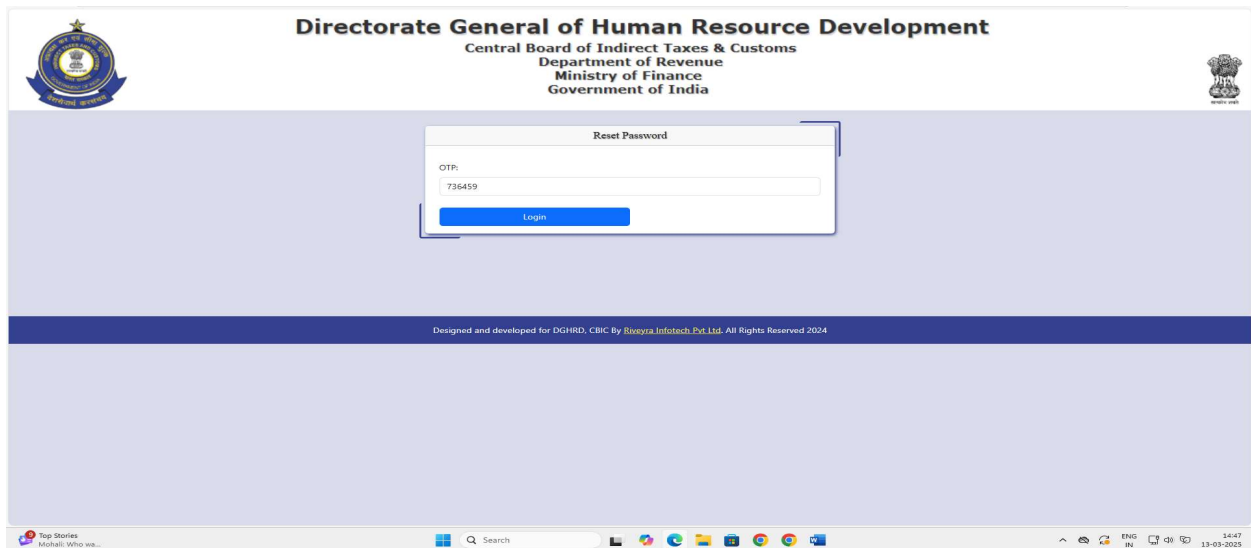
Captcha:
Enter Verification Code

Generate OTP

Designed and developed for DGHDRD, CBIC By [Bluevra Infotech Pvt.Ltd.](#) All Rights Reserved 2024

Candidate needs to enter his/her SSC Roll Number, Mobile number shared with SSC & Email ID shared with SSC and verification code shown. After filling up these details candidate needs to click on Generate OTP button.

Step 2: Clicking on Generate OTP button will generate an OTP and send it to candidates Email-ID and will redirect from login page to confirming OTP page as shown below:



Directorate General of Human Resource Development
Central Board of Indirect Taxes & Customs
Department of Revenue
Ministry of Finance
Government of India

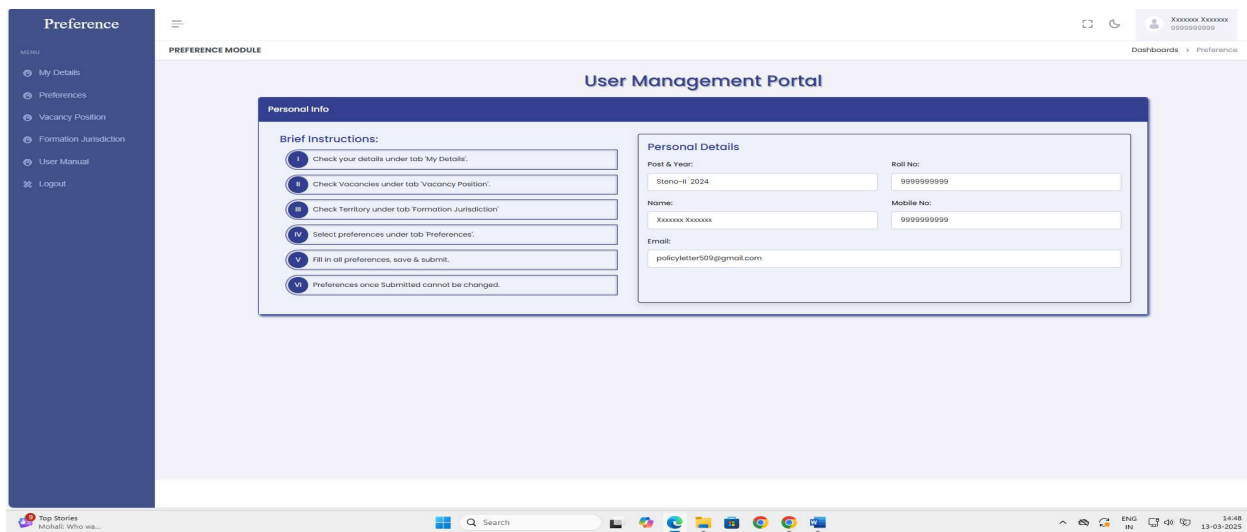
Reset Password

OTP:
736459

Login

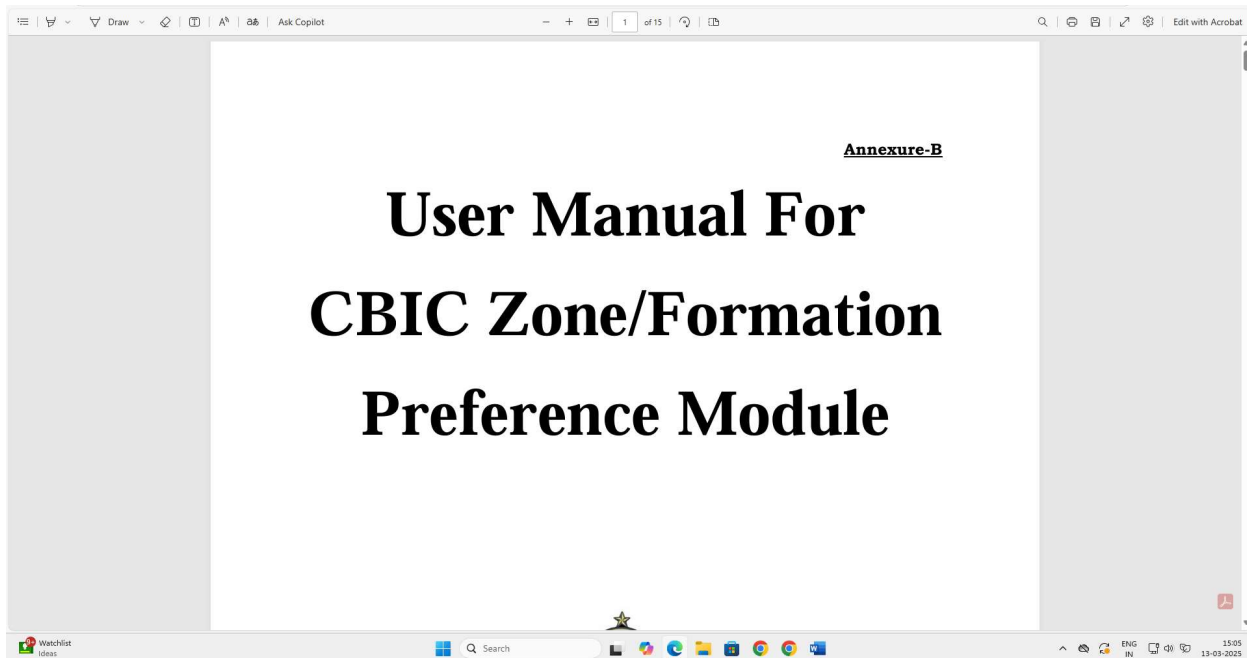
Designed and developed for DGHDRD, CBIC By [Bluevra Infotech Pvt.Ltd.](#) All Rights Reserved 2024

Step 3: Candidate needs to enter the OTP received and click on verify OTP button. On submission of correct OTP, candidate will be redirected to page shown below:



The screenshot displays the 'User Management Portal' interface. On the left is a dark blue sidebar menu with options: My Details, Preferences, Vacancy Position, Formation Jurisdiction, User Manual, and Logout. The main content area is titled 'Preference MODULE' and contains a 'Personal Info' form. The form is divided into two sections: 'Brief Instructions' and 'Personal Details'. The 'Brief Instructions' section contains six numbered steps: 1. Check your details under tab 'My Details'; 2. Check Vacancies under tab 'Vacancy Position'; 3. Check Territory under tab 'Formation Jurisdiction'; 4. Select preferences under tab 'Preferences'; 5. Fill in all preferences, save & submit; 6. Preferences once Submitted cannot be changed. The 'Personal Details' section contains input fields for Post & Year (filled with 'Steno-II 2024'), Roll No (filled with '9999999999'), Name (filled with 'XXXXXX XXXXXX'), Mobile No (filled with '9999999999'), and Email (filled with 'policyletter509@gmail.com').

Step 4: Candidate before filling preferences shall check the Brief Instruction on the screen and shall check the User Manual by clicking on User Manual Tab (on the left side of the screen) in the menu bar which will redirect them to User Manual page as shown below:



Candidates are advised to go through the user manual to understand the process of filling up of preferences so that they understand the module properly.

Step 5: Candidate before filling preferences shall check the vacancy positions in the grade they are selected by clicking on Vacancy Position Tab (3rd from top option) in the menu bar which will redirect them to Vacancy Position page as shown below:

(For illustration purposes only)

S.No	Participating Zone/ Commissionerate/ District	Vertical Reservation Categories					Horizontal Reservation Categories					In-Service/Retirees	
		General	SC	ST	OBC	EWS	Total	Persons with Disabilities			In-Service/Retirees		
								Locomotor Disabilities	Hearing Disabilities	Visual Disabilities			
1	Bangalore Stenographer-II	8	1	2	3	23	1	0	0	0	0	0	0
2	Bhopal Stenographer-II	4	1	1	4	10	0	0	0	0	0	0	0
3	Bhubaneswar Stenographer-II	1	0	0	0	1	0	0	0	0	0	0	0
4	Chandigarh Stenographer-II	13	0	1	2	16	0	0	0	0	0	0	0
5	Chennai CGST Stenographer-II	14	0	0	0	14	0	0	0	0	0	0	0
6	Chennai Customs Stenographer-II	6	1	1	1	12	0	0	0	0	0	0	0
7	Coimbatore Stenographer-II	0	0	0	0	0	0	0	0	0	0	0	0
8	Coimbatore Customs Stenographer-II	11	0	0	1	12	0	0	0	0	0	0	0
9	Goa CGST Stenographer-II	0	0	0	0	0	0	0	0	0	0	0	0
10	Goa Customs Stenographer-II	0	0	0	0	0	0	0	0	0	0	0	0
11	Guwahati Stenographer-II	5	0	0	0	5	0	0	0	0	0	0	0
12	Hyderabad Stenographer-II	5	1	0	1	13	0	0	1	0	0	0	0
13	Kolkata CGST Stenographer-II	21	1	1	0	23	1	0	0	0	0	0	0
14	Kolkata Customs Stenographer-II	0	0	0	0	0	0	0	0	0	0	0	0
15	Ludhiana Stenographer-II	1	0	0	0	1	0	0	0	0	0	0	0
16	Ludhiana Customs Stenographer-II	4	0	0	0	4	0	0	0	0	0	0	0
17	Pune Stenographer-II	4	0	0	0	4	0	0	0	0	0	0	0
18	Pune Customs Stenographer-II	4	0	0	0	4	0	0	0	0	0	0	0
19	Ranchi Stenographer-II	1	0	0	0	1	0	0	0	0	0	0	0
20	Thiruvananthapuram CGST Stenographer-II	3	1	1	2	11	0	0	0	0	0	0	0
21	Thiruvananthapuram Customs Stenographer-II	1	0	0	0	1	0	0	0	0	0	0	0
22	Vadodra Stenographer-II	1	0	0	0	1	0	0	0	0	0	0	0
23	Vadodra Customs Stenographer-II	2	0	0	0	2	0	0	0	0	0	0	0
24	Vidhan Sabha Customs Stenographer-II	0	0	0	0	0	0	0	0	0	0	0	0
25	CBT Stenographer-II	0	0	0	0	0	0	0	0	0	0	0	0
	Total	89	3	3	4	99	2	0	1	0	0	0	0

On the above screen, candidate can check the vacancies available in all the zones as well as candidate can click on the Download Arrow button which will download the PDF containing vacancy positions to open the file in own system. Candidates are advised to check all the available vacancies in the CCAs and accordingly decide their preference for zones. After checking the vacancy positions, candidate is advised to check the jurisdiction of the zones as well by clicking on the Formation Jurisdiction tab (4th from the top option) in the menu bar which will redirect them on the Jurisdiction Mapping page as shown below:

(For illustration purposes only)

S.No	Name of the CCA	Jurisdiction of CCA
1	Bangalore CGST	CGST Bangalore Zone, Customs Bangalore Zone
2	Bhopal CGST	CGST Bhopal Zone, Nagpur Zone (except CGST Commissionerates Nashik, Aurangabad, Audit Nashik, Appeal Nashik)
3	Bhubaneswar CGST	CGST Bhubaneswar Zone
4	Chandigarh CGST	CGST Chandigarh Zone including Customs Commissionerate Ludhiana, Customs Preventive Commissionerate Amritsar
5	Chennai CGST	CGST Chennai Zone, Customs Preventive Trichy Zone
6	Delhi CGST	CGST Delhi Zone, Punjab Zone, Customs Delhi Zone, Customs (Preventive) Delhi Zone except Customs Commissionerates Ludhiana, Customs Preventive Commissionerates Jodhpur, Amritsar
7	Goa CGST	CGST Commissionerates Goa, Appalup Goa
8	Guwahati CGST	CGST Guwahati Zone
9	Hyderabad CGST	CGST Hyderabad Zone, Visakhapatnam Zone (except Customs Commissionerate Vizag)
10	Ludhiana CGST	CGST Ludhiana Zone including Customs Preventive Commissionerates Jodhpur, Amritsar
11	Kolkata CGST	CGST Kolkata Zone including Customs Preventive Commissionerate West Bengal
12	Lucknow CGST	CGST Lucknow Zone, Meerut Zone, Customs Preventive Commissionerate Lucknow
13	Pune CGST	CGST Mumbai Zone, Pune Zone (except CGST Commissionerates Goa, Agawale Goa, Customs Commissionerates Nashik, Aurangabad, Audit Nashik, Appeal Nashik, Customs Preventive and Customs Mumbai III Zone)
14	Ranchi CGST	CGST Ranchi Zone, Customs Preventive Patna Zone (except Customs Preventive Commissionerate Lucknow)
15	Thiruvananthapuram CGST	CGST Thiruvananthapuram Zone including Customs Preventive Wing, Customs Cochin
16	Vadodra CGST	CGST Ahmedabad Zone, Vadodra Zone, Customs Ahmedabad Zone
17	Chennai Customs	Customs Chennai Zone
18	Goa Customs	Customs Commissionerate Goa
19	Kolkata Customs	Customs Kolkata Zone except Customs Preventive Commissionerate West Bengal
20	Mumbai Customs	Customs Mumbai I Zone, Mumbai II Zone, Mumbai III Zone (except Customs Preventive cadre)
21	Thiruvananthapuram Customs (Cochin)	Customs Commissionerate Cochin

After checking the Jurisdiction Mapping, candidates shall click on Preferences Tab on the menu Bar (2nd from top).

Step 6: Clicking on the Preference button will redirect to Preference page where candidate will be allowed to select preference from drop down menu as shown below:

(For illustration purposes only)

Option/Preference No.	Name of the Cadre Controlling Authority	Code of the Cadre Controlling Authority
1	--Select Preference--	
2	--Select Preference--	
3	--Select Preference--	
4	--Select Preference--	
5	--Select Preference--	
6	--Select Preference--	
7	--Select Preference--	
8	--Select Preference--	
9	--Select Preference--	

Candidate will be shown only those CCAs in the list, where vacancies are available. For instance in above case, vacancies are available in only 9 CCAs.

Step 7: After filing up the preferences candidate needs to click on save button as shown below:

(For illustration purposes only)

Option/Preference No.	Name of the Cadre Controlling Authority	Code of the Cadre Controlling Authority
1	Bengaluru CGST	A
2	Bhopal CGST	B
3	Chandigarh CGST	D
4	Chennai CGST	E
5	Goa CGST	G
6	Jaipur CGST	J
7	Kolkata CGST	K
8	Pune CGST	N
9	Vadodara CGST	Q

Step 8: After clicking on Save button, candidate will be shown the preferences entered by him/her along with the CCA codes as shown below.

(For illustration purposes only)

The screenshot shows a web application interface for adding preferences. A green notification bar at the top states "Preferences added successfully". Below this is a table titled "Add Preference" with the following data:

Option/Preference No.	Name of the Cadre Controlling Authority	Code of the Cadre Controlling Authority
1	Bengaluru CGST	A
2	Bhopal CGST	B
3	Chandigarh CGST	D
4	Chennai CGST	E
5	Goa CGST	G
6	Jalpur CGST	J
7	Kolkata CGST	K
8	Pune CGST	N
9	Vadodara CGST	Q

At the bottom of the table, there are three buttons: "Save", "Reset", and "Final Submit".

After re-checking all the preferences filled by the candidate, he/she needs to click on Final Submit button after which candidate's preferences will be shown (as shown below) to the candidate, submitted to the department and same will be sent on the candidates registered email id as well. Candidates are advised to download the preference form for future reference.

(For illustration purposes only)

The screenshot shows the same "Add Preference" form as above, but the "Final Submit" button is now greyed out, indicating that the preferences have been submitted. The table data remains the same:

Option/Preference No.	Name of the Cadre Controlling Authority	Code of the Cadre Controlling Authority
1	Bengaluru CGST	A
2	Bhopal CGST	B
3	Chandigarh CGST	D
4	Chennai CGST	E
5	Goa CGST	G
6	Jalpur CGST	J
7	Kolkata CGST	K
8	Pune CGST	N
9	Vadodara CGST	Q

Candidates will not be allowed to make any changes in the preferences, once preferences are finally submitted. Hence, candidates are requested to fill all preferences very carefully.

**Request for change in E-mail Id and/or Mobile Number registered with
SSC-Combined Graduate Level Examination, 2025**

Sir,

I am a selected candidate as per the final result of CGL Examination 2025 for the post of _____ under Central Board of Indirect Taxes & Customs. I am not able to log-in to the On-line Module for submission of preferences for Zone/Formation as there is change in my e-mail id and/or mobile number registered with SSC. My present e-mail id and mobile number is as follows:

E-mail Id:

Mobile Number:

I am also attaching self-attested copies in pdf format of my Admit Card (CGLE- 2025) and Identity Proof along-with this request in .pdf format attached to this e-mail. It is requested that my above-mentioned E-mail Id and mobile number be taken on record so as to allow myself access and log-in to the On-line Module for submission of preferences for Zone/Formation.

Thanks,

(Signature of the Candidate)

Name of Candidate

Roll Number (CGLE 2025)

List of Cadre Controlling Authorities & their Codes:

S.No.	CCA	CCA Code
1	Bengaluru CGST	A
2	Bhopal CGST	B
3	Bhubaneshwar CGST	C
4	Chandigarh CGST	D
5	Chennai CGST	E
6	Delhi CGST	F
7	Goa CGST	G
8	Guwahati CGST	H
9	Hyderabad CGST	I
10	Jaipur CGST	J
11	Kolkata CGST	K
12	Lucknow CGST	L
13	Mumbai CGST	M
14	Pune CGST	N
15	Ranchi CGST	O
16	Thiruvananthapuram CGST	P
17	Vadodara CGST	Q
18	Chennai Customs	R
19	Goa Customs	S
20	Kolkata Customs	T
21	Mumbai Customs	U
22	Thiruvananthapuram (Cochin) Customs	V
23	Vishakhapatnam Customs	W
24	Directorate General of Performance Management	X
25	Central Bureau of Narcotics	Y